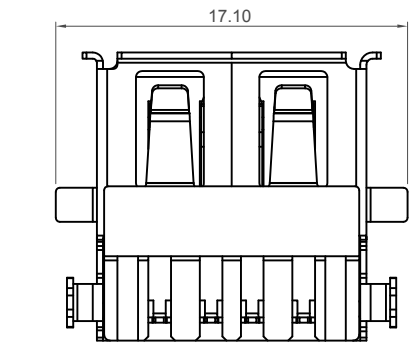
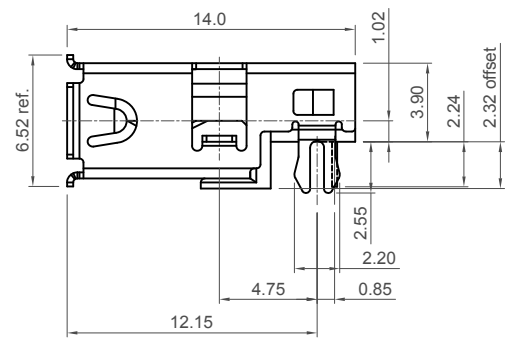
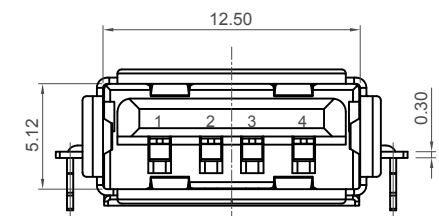


Recommended PCB Layout
 Thickness: 1.4mm General Tolerance: ±0.05
 As viewed from component side
 ▨ Solder Area ▭ Component Outline

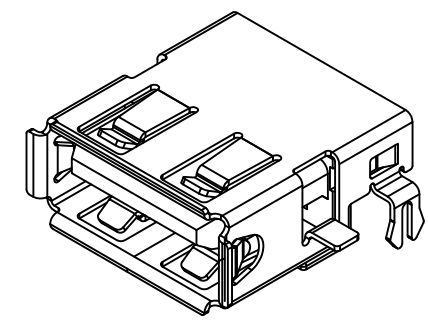


Ordering Grid
USB1015 - **XX** - **L** - **A** Request Samples and Quotation

Contact Plating
GF = Gold Flash (Standard)
 15 = 15µ" Gold

Packing Options
 A = Tape & Reel
 (400 per Reel)

Insulator Material
 L = LCP



Specifications:

Material:
 Plastic Housing: Thermoplastic, LCP UL94V-0, Black
 Contact Terminal: Brass
 Metallic Shell: Brass

Plating:
 Underplating: 50µ" Nickel
 Contact Area: See Ordering Grid
 Solder Tails: 50µ" Tin
 Metallic Shell: Nickel

Electrical:
 Voltage Rating: 30V
 Current Rating: 1.5A
 Contact Resistance: 30mΩ max.
 Insulating Resistance: 1000MΩ min.
 Dielectric Withstand Voltage: 500V AC

Mechanical & Environmental:
 Mating Force: 35N (3.57Kgf) max.
 Unmating Force: 10N (1.02Kgf) min.
 Durability: 1,500 Cycles
 Operating Temperature: -40°C to +85°C

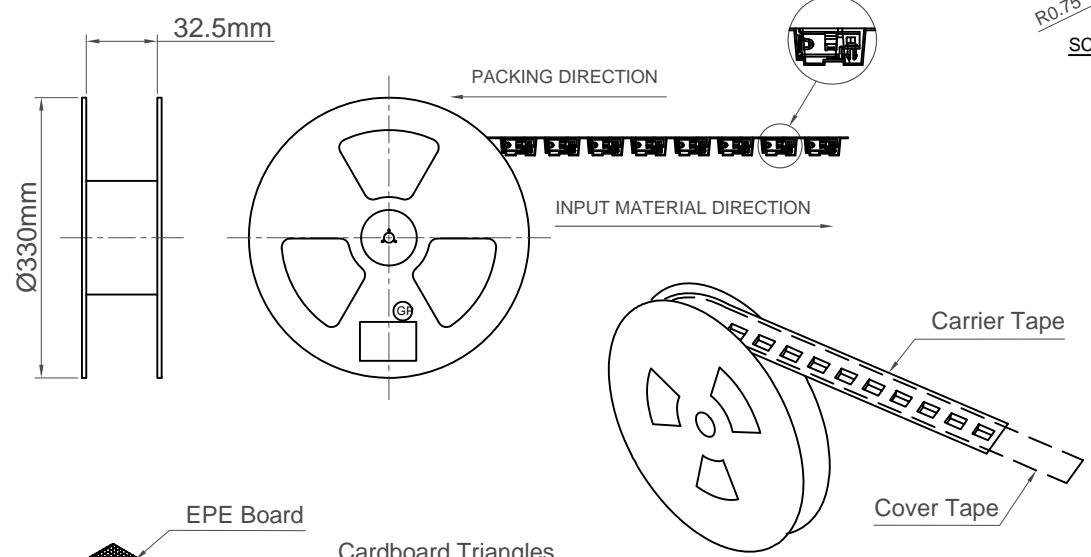
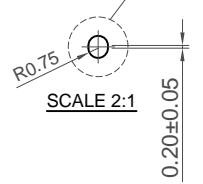
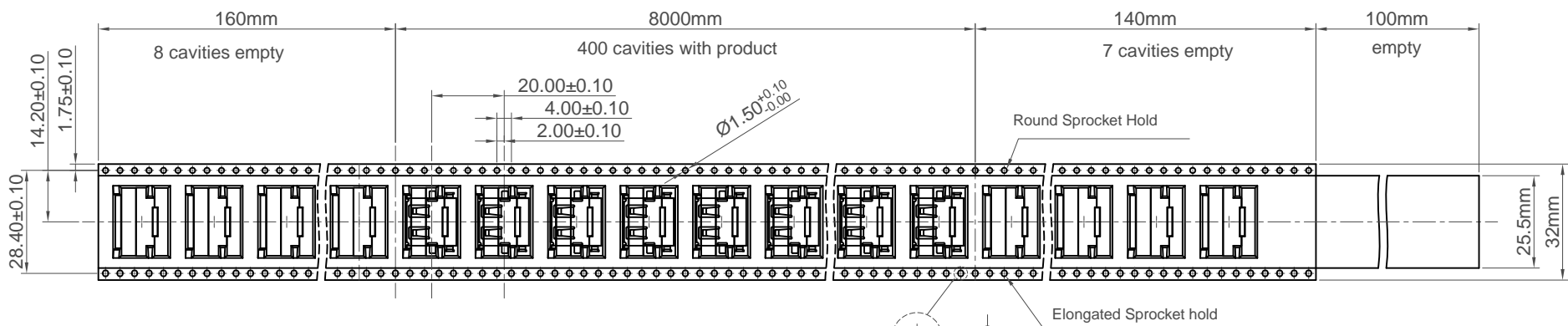
Part Number		Product Description	
USB1015		USB Receptacle, Type A, Top Mid Mount, 2.32mm Offset, Thru-Hole, Horizontal, w/Shell Stakes & SMT Holdowns	
Drawing Date		14th February 2011	
By	CC	Tolerances (Except as Noted)	Units:
Detail	USB1015 C PCN	Length	Metric (mm)
Revision	C1	Angle	
Date	02/04/18	X.X ± 0.35 X.XX ± 0.25	X.° ± 3° X.X° ± 1.5°



This drawing is confidential and copyright of Global Connector Technology, Ltd (GCT). This drawing must not be copied or disclosed without written consent. E & OE

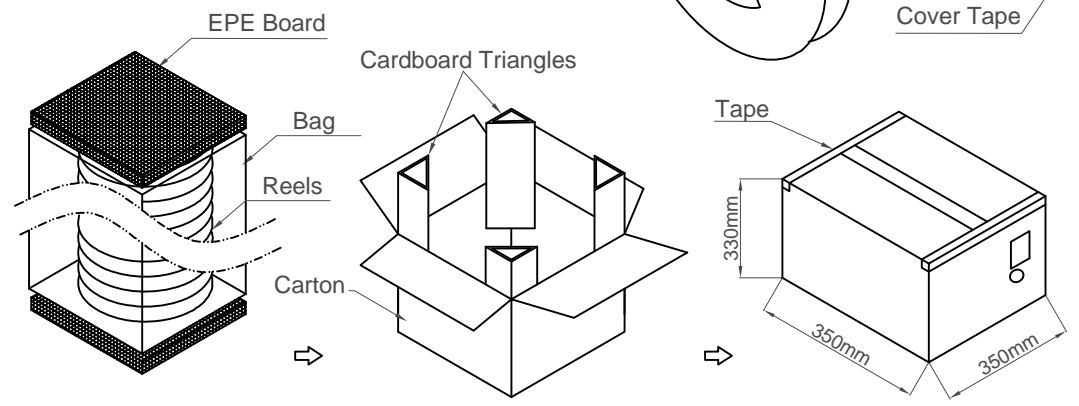






Not to Scale	Drawn By AJO	Sheet No. 1/2
--------------	--------------	---------------



Part Number	Specification	Q'ty
Carrier Tape	32.0mm (W) x 8.3m (L)	8
Cover Tape	25.5mm (W)	67.2m
Reel	Ø330 x 32.5mm	8
Bag	400 x 400 x 400mm, PE	1
Cardboard Triangles	305 x 310 x 5mm	4
Carton	350 x 350 x 330mm	1
EPE Board	335 x 335 x 10mm	2

Part Number	Pcs./Reel	Reels/Carton	Pcs./Carton
USB1015	400	8	3200



Part Number USB1015		Product Description USB Receptacle, Type A, Top Mid Mount, 2.32mm Offset, Thru-Hole, Horizontal, w/Shell Stakes & SMT Holdowns		 www.gct.co
Drawing Date 14th February 2011				
By CC	Detail USB1015 C PCN	Tolerances (Except as Noted) Length Angle	Units: Metric (mm)	  This drawing is confidential and copyright of Global Connector Technology, Ltd (GCT). This drawing must not be copied or disclosed without written consent. E & OE
Revision C1	Date 02/04/18			
				Not to Scale Drawn By AJO Sheet No. 2/2

Mouser Electronics

Authorized Distributor

Click to View Pricing, Inventory, Delivery & Lifecycle Information:

[Global Connector Technology \(GCT\):](#)

[USB1015-GF-L-A](#)